

MEIRGEN

CA18A-48inch-ANMS-ANMS N TEST CABLE

SPECIFICATIONS

Date : Sept. 10, 2020

Meirgen Electronics Corp.

CA18A-48inch-ANMS-ANMS N TEST CABLE SPECIFICATIONS



■ ELECTRICAL SPECIFICATIONS

ITEM	MIN	TYP	MAX	UNIT
Return Loss (DC ~ 9 GHz) [better than 30dB below 6GHz upon request]	20	30		dB
Shielding Effectiveness	100			dB
IL stability vs. Flexure [dB @minimum BR]	±0.3			
Phase Stability vs. Flexure [@18GHz Max]	4 Deg			
Power Handling	231 Watt @18GHz at sea level			
Phase Matching	On request			

■ ENVIRONMENTAL DATA

ITEM	DESCRIPTION
Temperature Range	-55 °C to +135 °C
2002/95/EC(RoHS)	Compliant

Meirgen Electronics Corp.

■ CONFIGURATION SPECIFICATIONS

ITEM	DESCRIPTION
Connector 1 type	N Male
Connector 1 Body Style	Straight
Body Material and Plating	Passivated Stainless Steel
Connector 2 type	N Male
Connector 2 Body Style	Straight
Body Material and Plating	Passivated Stainless Steel
Cable Type	A Series

■ CABLE SPECIFICATIONS

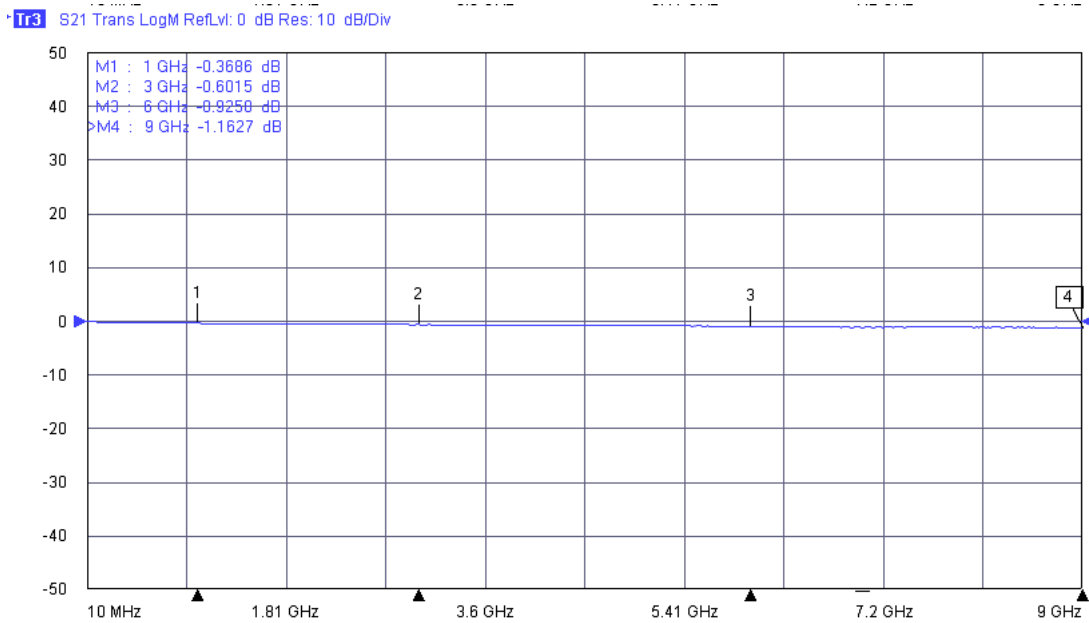
ITEM	DESCRIPTION
Center Conductor	Silver plated copper
Dielectric	Low Density PTFE
Jacket	FEP
Dielectric Constant	1.7
Velocity of propagation(%)	77
Min. bending radius(mm)	29.2
Jacket Diameter(mm)	5.8
Capacitor [pF/m]	85

Meirgen Electronics Corp.

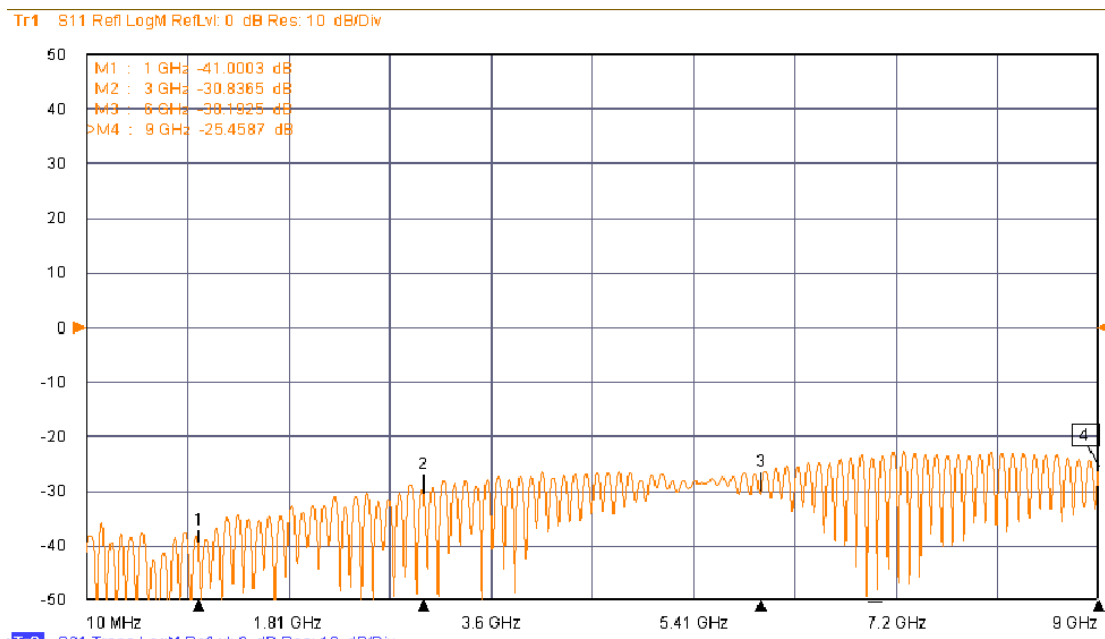
■ PART NUMBER LIST

Part Number CA18A-XXX-ANMS-ANMS	Length [inch]	Insertion Loss (Typical dB)			
		1GHz	3GHz	6GHz	9GHz
CA18A-48inch-ANMS-ANMS	48±1	0.37	0.6	0.92	1.16

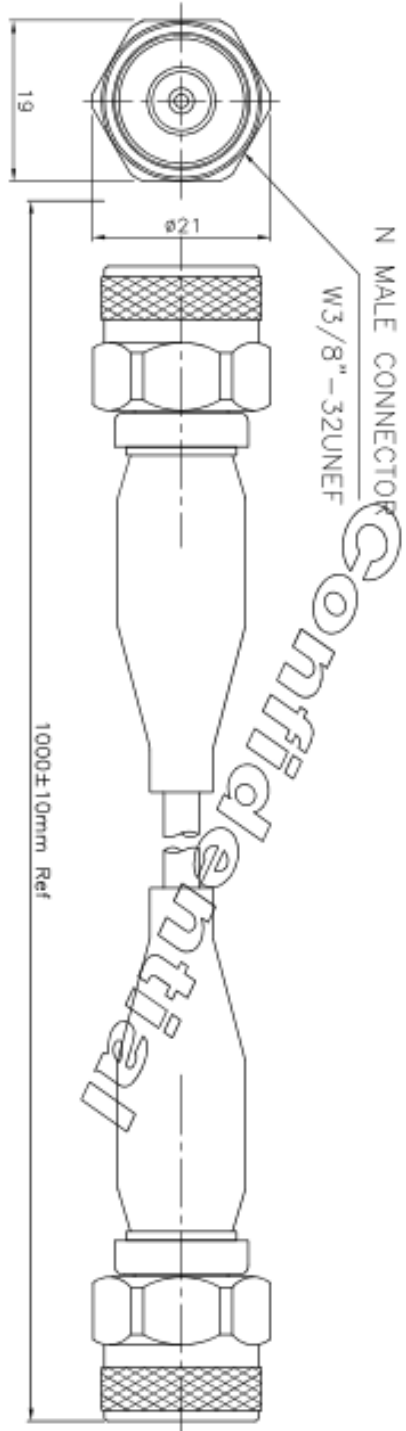
■ INSERTION LOSS



■ RETURN LOSS



Meirgen Electronics Corp.



QD NO.	Mechanical Dimension	Test Cable	QTY	MATERIAL	TREATMENT	SCALE	PART NO	CATBA-XXX-AMM-AMM	APPROVE	CHECK	DRAWN BY
	PART NAME	MODEL	UNIT	MM	PAGE 1 - 1	1 : 1	DRAWING NO				ALIGN
			VERSION		0 - 1	REFERENCE					20151229